

CONSERVATION

The critically endangered vaquita is not doomed to extinction by inbreeding depression

Jacqueline A. Robinson^{1*†}, Christopher C. Kyriazis^{2*†}, Sergio F. Nigenda-Morales³, Annabel C. Beichman⁴, Lorenzo Rojas-Bracho^{5,6*}, Kelly M. Robertson⁷, Michael C. Fontaine^{8,9,10}, Robert K. Wayne², Kirk E. Lohmueller^{2,11*}, Barbara L. Taylor^{7*}, Phillip A. Morin^{7*}

In cases of severe wildlife population decline, a key question is whether recovery efforts will be impeded by genetic factors, such as inbreeding depression. Decades of excess mortality from gillnet fishing have driven Mexico's vaquita porpoise (*Phocoena sinus*) to ~10 remaining individuals. We analyzed whole-genome sequences from 20 vaquitas and integrated genomic and demographic information into stochastic, individual-based simulations to quantify the species' recovery potential. Our analysis suggests that the vaquita's historical rarity has resulted in a low burden of segregating deleterious variation, reducing the risk of inbreeding depression. Similarly, genome-informed simulations suggest that the vaquita can recover if bycatch mortality is immediately halted. This study provides hope for vaquitas and other naturally rare endangered species and highlights the utility of genomics in predicting extinction risk.

A central question for populations that have undergone severe declines is whether recovery is possible or whether it may be hindered by deleterious genetic factors (1). Perhaps the most immediate genetic threat in populations of very small size (<25 individuals) is the deterioration of fitness as a result of inbreeding depression (2, 3). Thus, predicting the threat of inbreeding depression under various genetic and demographic conditions is essential for the conservation of endangered species.

The critically endangered vaquita porpoise (*Phocoena sinus*), found only in the northernmost Gulf of California, Mexico, has declined from ~600 individuals in 1997 to ~10 individuals at present (4). This precipitous decline has been driven by incidental mortality in fishing gillnets (bycatch) (4, 5) (Fig. 1A). Efforts to reduce the intensity of illegal gillnet fishing and implement stronger protections for

vaquitas have not been successful, and vaquitas are now considered the most endangered marine mammal (4). A recent viability analysis found that the vaquita population could theoretically rebound if bycatch mortality is eliminated (6). However, the degree to which genetic factors may prevent a robust recovery is unknown, which has led some to argue that the species is doomed to extinction from genetic threats (1, 7, 8).

Population viability analysis (PVA) has long been an important tool for modeling extinction risk (9). However, it is often challenging to parameterize PVA models for highly endangered species, where information on the potential impact of inbreeding depression is limited. Genomic data offer a potential solution because they can be used to estimate the fundamental genetic and demographic parameters that underlie inbreeding depression. Although the potential applications of genomics in conservation have been widely discussed (10, 11), genomics remain underutilized in forecasts of population viability and extinction risk.

To investigate the effect of the vaquita's recent decline and to quantify the species' recovery potential, we sequenced genomic DNA of 19 archival tissue samples to high depth [total $n = 20$ samples, including the genome from (12); mean coverage = $60\times$] (table S1). Samples were obtained across three time periods: 1985 to 1993, 2004, and 2016 to 2017, spanning approximately three vaquita generations [assuming a generation time of 11.9 years; (13)] and an estimated ~99% decline in population size (Fig. 1A) (5). All 20 vaquita genomes contain uniformly low heterozygosity [mean = 9.04×10^{-5} , standard deviation (SD) = 2.44×10^{-6} heterozygotes per site; Fig. 1B and fig. S1], consistent with a previous estimate from a single individual (12). Additionally, genome-

wide diversity appears stable over the sampling period (Fig. 1, B and C), as expected given the short duration of the decline.

We also investigated whether vaquita genomes show signs of recent inbreeding. We found that the mean cumulative fraction of vaquita genomes in long (≥ 1 Mb) runs of homozygosity (ROH) is 5.42% (SD = 1.7%), which implies a low average inbreeding coefficient of $F_{ROH} = 0.05$ (Fig. 1D and fig. S2). Furthermore, ROH in our sample are relatively short (mean length, 1.59 to 3.18 Mb), which suggests that they trace to a common ancestor from ~15 to 31 generations ago (178 to 369 years) (5). This result indicates that these ROH are a consequence of the vaquita's historically limited population size rather than a consequence of recent inbreeding. Finally, we found limited evidence for close relatives in our dataset, aside from two known mother-fetus pairs (fig. S3).

To better characterize the vaquita's long-term demographic history, we used the distribution of allele frequencies to perform model-based demographic inference. Overall, we found good fit for a two-epoch model in which the vaquita effective population size (N_e) declined from 4485 to 2807 individuals ~2162 generations ago (~25.7 thousand years ago) (5) (Fig. 1E, figs. S4 and S5, and tables S2 to S4). Thus, vaquitas have persisted at relatively small population sizes for at least tens of thousands of years, which has resulted in uniformly low genome-wide diversity that is among the lowest documented in any species to date (12). Here, we use the phrase "long-term small population size" to mean N_e on the order of a few thousand individuals over thousands of generations, as opposed to $N_e \leq 100$, as in some other contexts (14, 15).

A predicted consequence of long-term small population size is the reduced efficacy of purifying selection against weakly deleterious alleles with selection coefficients $\ll 1/(2 \times N_e)$ (14, 15). Such alleles can drift to high frequencies and become fixed, potentially contributing to reduced fitness. To investigate this, we compared the burden of putatively deleterious protein-coding variants in vaquitas with those in 11 other cetacean species (table S5 and fig. S6). Specifically, we focused on non-synonymous mutations at sites under strong evolutionary constraint (16) and loss-of-function (LOF) mutations that are predicted to disrupt gene function. We used the ratio of deleterious to synonymous variants as a proxy for the efficacy of purifying selection (5) and used genome-wide heterozygosity as a proxy for N_e (Fig. 2, A and B, and fig. S7). The ratio of deleterious variants is significantly negatively correlated with N_e [phylogenetic generalized least squares (PGLS) regression, $p_{del} = 1.32 \times 10^{-2}$, $p_{LOF} = 7.88 \times 10^{-3}$], consistent with

¹Institute for Human Genetics, University of California, San Francisco, San Francisco, CA, USA. ²Department of Ecology and Evolutionary Biology, University of California, Los Angeles, Los Angeles, CA, USA. ³Advanced Genomics Unit, National Laboratory of Genomics for Biodiversity (Langebio), Center for Research and Advanced Studies (Cinvestav), Irapuato, Guanajuato, Mexico. ⁴Department of Genome Sciences, University of Washington, Seattle, WA, USA. ⁵Comisión Nacional de Áreas Naturales Protegidas/SEMARNAT, Ensenada, Mexico. ⁶PNUD-Sinergia en la Comisión Nacional de Áreas Naturales Protegidas, Ensenada, Mexico. ⁷Southwest Fisheries Science Center, National Marine Fisheries Service, National Oceanic and Atmospheric Administration (NOAA), La Jolla, CA, USA. ⁸MIVEGEC, Université de Montpellier, CNRS, IRD, Montpellier, France. ⁹Centre de Recherche en Ecologie et Évolution de la Santé (CREES), Montpellier, France. ¹⁰Groningen Institute for Evolutionary Life Sciences (GELIFES), University of Groningen, Groningen, Netherlands. ¹¹Department of Human Genetics, David Geffen School of Medicine, University of California, Los Angeles, Los Angeles, CA, USA. *Corresponding author. Email: jacqueline.robinson@ucsf.edu (J.A.R.); ckyriazis@ucla.edu (C.C.K.); lrojasbracho@gmail.com (L.R.-B.); barbara.taylor@noaa.gov (B.L.T.); klohmuller@ucla.edu (K.E.L.); phillip.morin@noaa.gov (P.A.M.) †These authors contributed equally to this work.

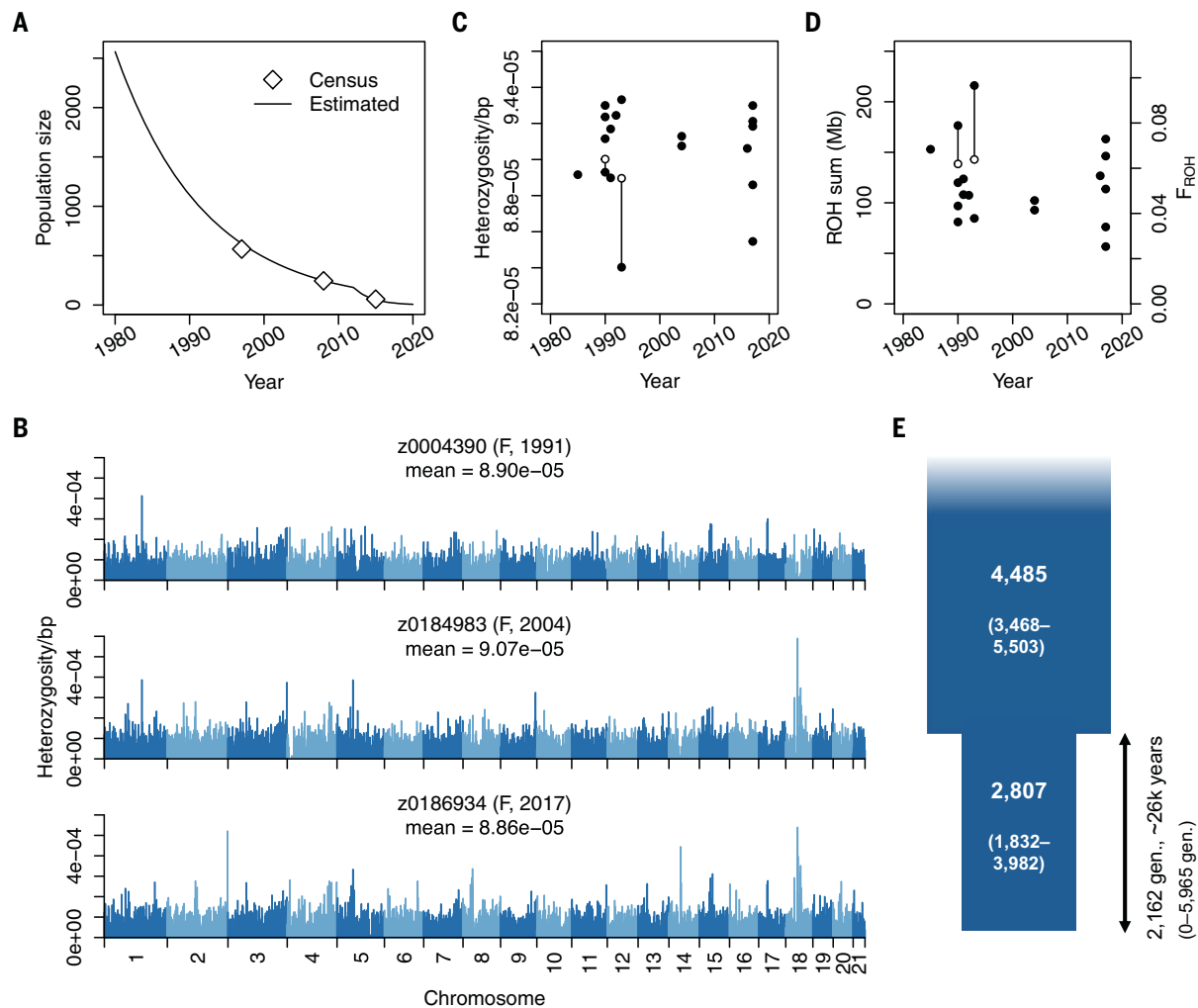


Fig. 1. Vaquita genome-wide diversity and demographic history. (A) Model of vaquita census population size based on previous surveys (5) shows a marked recent decline. (B) Bar plots of per-site heterozygosity in 1-Mb genomic windows in three individuals (one from each sampling period; see fig. S1 for all) show little variability within or between individuals. bp, base pair. (C and

D) Genome-wide heterozygosity (C) and ROH burden (D) are consistent between sampling periods. Lines connect mother-fetus pairs, and open symbols indicate offspring. (E) Two-epoch demographic model inferred with $\partial a \partial i$. Parameter 95% confidence intervals are indicated in parentheses. k, thousand; gen., generations.

expectation. Among all species in our study, vaquitas have the highest proportional burden of deleterious alleles. Compared with the species with the next lowest diversity (the orca, *Orcinus orca*), ratios for deleterious and LOF mutations in vaquitas are 1.14 \times and 1.23 \times higher, respectively. Furthermore, we demonstrate using simulations that this elevated ratio is minimally affected by the vaquita's recent population decline and is instead attributable to its historical population size (fig. S9) (5). Similar trends exist for homozygous deleterious mutations, which include variants that may be fixed in the species (fig. S8). Thus, elevated ratios of deleterious-to-neutral variation among polymorphisms (heterozygotes) and substitutions (homozygotes) in vaquitas are consistent with an accumulation of weakly deleterious alleles under long-term small population size.

However, despite this elevated burden of weakly deleterious variants, the remaining vaquita individuals appear healthy and are actively reproducing (17, 18), which suggests that the species' fitness has not been severely compromised.

A larger concern for vaquita recovery is future fitness declines resulting from inbreeding depression given the inevitability of inbreeding in any recovery scenario. However, the risk of inbreeding depression (inbreeding load) is predicted to be reduced in species with long-term small population size because (i) increased homozygosity exposes recessive strongly deleterious alleles to selection more frequently and (ii) drift decreases the absolute number of segregating recessive deleterious variants (19, 20). To assess the potential for future inbreeding depression in vaquitas relative to

other cetaceans, we quantified the total number of heterozygous deleterious alleles per genome, which reflect alleles that could contribute to inbreeding depression when made homozygous through inbreeding. We found that the total number of heterozygous putatively deleterious alleles per genome is positively correlated with genome-wide diversity (PGLS $p_{del} = 5.57 \times 10^{-6}$, $p_{LOF} = 1.91 \times 10^{-5}$) (Fig. 2, C and D). Among all cetaceans in our study, vaquitas harbor the fewest deleterious heterozygotes per genome. Compared with the orca, vaquitas have 0.33 \times and 0.36 \times the number of deleterious and LOF heterozygotes, respectively. Similar trends are evident in all mutation classes, including conserved noncoding regions (fig. S10). Thus, although vaquitas have an elevated proportion of deleterious relative to neutral variants (Fig. 2, A and B, and fig. S8), they nevertheless

have a low absolute number of segregating deleterious variants (Fig. 2, C and D), which implies a low inbreeding load.

To model potential recovery scenarios for the vaquita, we combined our genomic results with information about vaquita life history to parameterize stochastic, individual-based simulations using SLiM3 (5, 21) (Fig. 3A and fig. S11). These simulations were designed to model vaquita protein-coding regions, incorporating neutral mutations and (partially) recessive deleterious mutations, the latter of which are thought to underlie inbreeding depression (3, 22). We used our genomic dataset to estimate a vaquita mutation rate (fig. S12) as well as a distribution of selection coefficients for new mutations (fig. S13) and assumed an inverse relationship between dominance and selection coefficients (5). Notably, our model allows for deleterious mutations to drift to fixation and affect fitness (figs. S14 to S16) (5). We used our demographic model (Fig. 1E) to simulate the historical vaquita population (figs. S17 and S18) and then initiated a bottleneck by introducing stochastic bycatch mortality at a rate calibrated to the empirical rate of recent decline as of 2018 (Fig. 1A and fig. S19) (5). Finally, we allowed for recovery by reducing the bycatch mortality rate after the population reached a threshold population size of 10 or fewer individuals, on the basis of the current estimated population size.

We first used this model to examine the impact of varying levels of bycatch mortality on extinction risk over the next 50 years. We estimate a high probability of recovery if bycatch mortality ceases entirely, with only 6% of simulation replicates going extinct (Fig. 3B and Fig. 4A). Additionally, simulated populations that persist exhibit substantial growth, with a mean population size in 2070 of 298.7 individuals (SD = 218.2; Fig. 4A). However, if bycatch mortality rates are decreased by just 90%, extinction rates increase to 27% (Fig. 3B and Fig. 4B), with more-limited recovery in population sizes (mean of 49.2 individuals in 2070, SD = 34.4; Fig. 4B). Finally, if bycatch mortality rates are decreased by just 80%, extinction occurs in 62% of simulation replicates. Thus, recovery potential critically depends on reducing bycatch mortality rates, with even moderate levels of bycatch resulting in a high likelihood of extinction.

Next, we examined the importance of the threshold population size, given uncertainty in the 2018 estimate of 10 individuals (4). As expected, extinction rates decrease when assuming a threshold population size of 20 and increase when assuming a threshold population size of five (Fig. 3B). These results emphasize that the number of remaining vaquita individuals is also a critical factor underlying extinction risk.

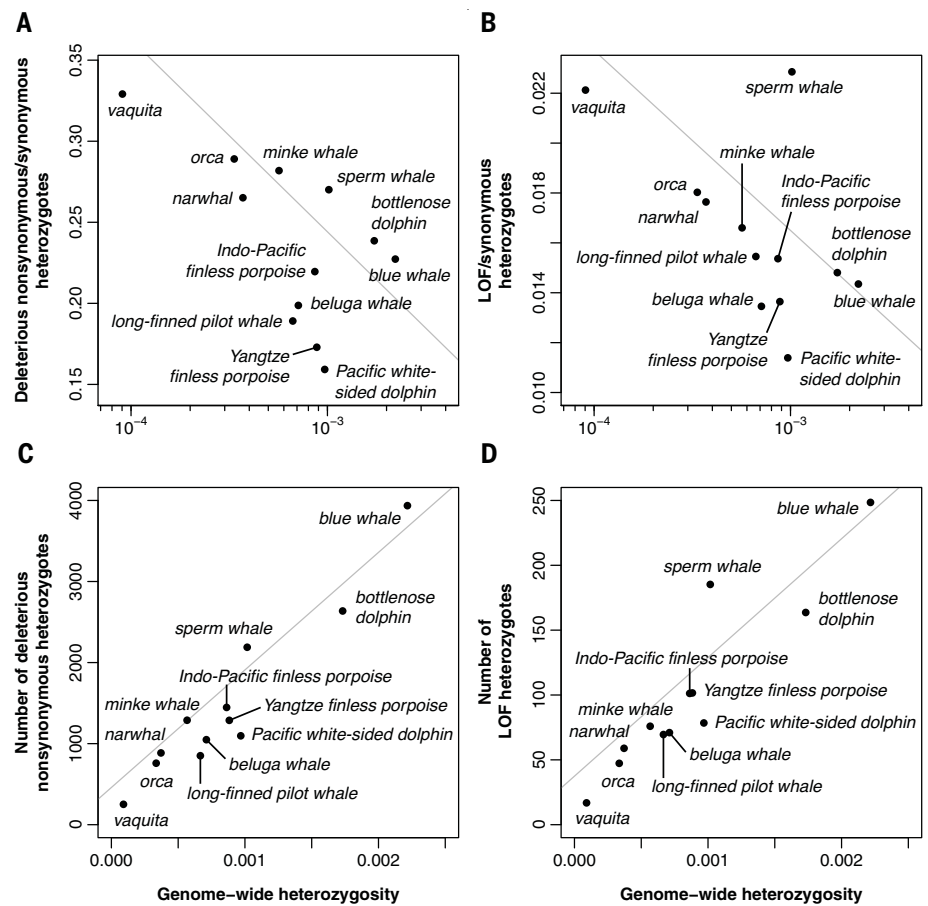


Fig. 2. Deleterious variation in vaquitas and other cetaceans. (A and B) Ratios of deleterious nonsynonymous (A) and LOF (B) heterozygotes to synonymous heterozygotes are significantly negatively correlated with genome-wide heterozygosity (per base pair, log-scaled). (C and D) Total numbers of deleterious nonsynonymous (C) and LOF (D) heterozygotes per genome are significantly positively correlated with genome-wide heterozygosity (per base pair). Gray lines show phylogeny-corrected regressions [excluding the Indo-Pacific finless porpoise (5)].

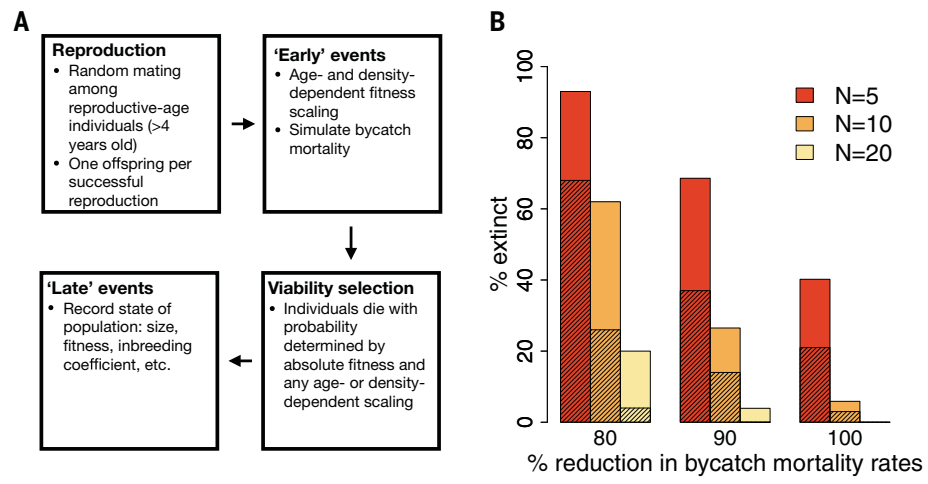


Fig. 3. Model schematic and extinction rates under various simulation parameters. (A) Diagram of events that occur during 1 year in our SLiM simulation model. (B) Percent of replicates going extinct over the next 50 years under varying recovery parameters. Shading indicates extinction rates when only neutral mutations are simulated, and N values represent the threshold population sizes.

Downloaded from https://www.science.org at University of California Los Angeles on May 05, 2022

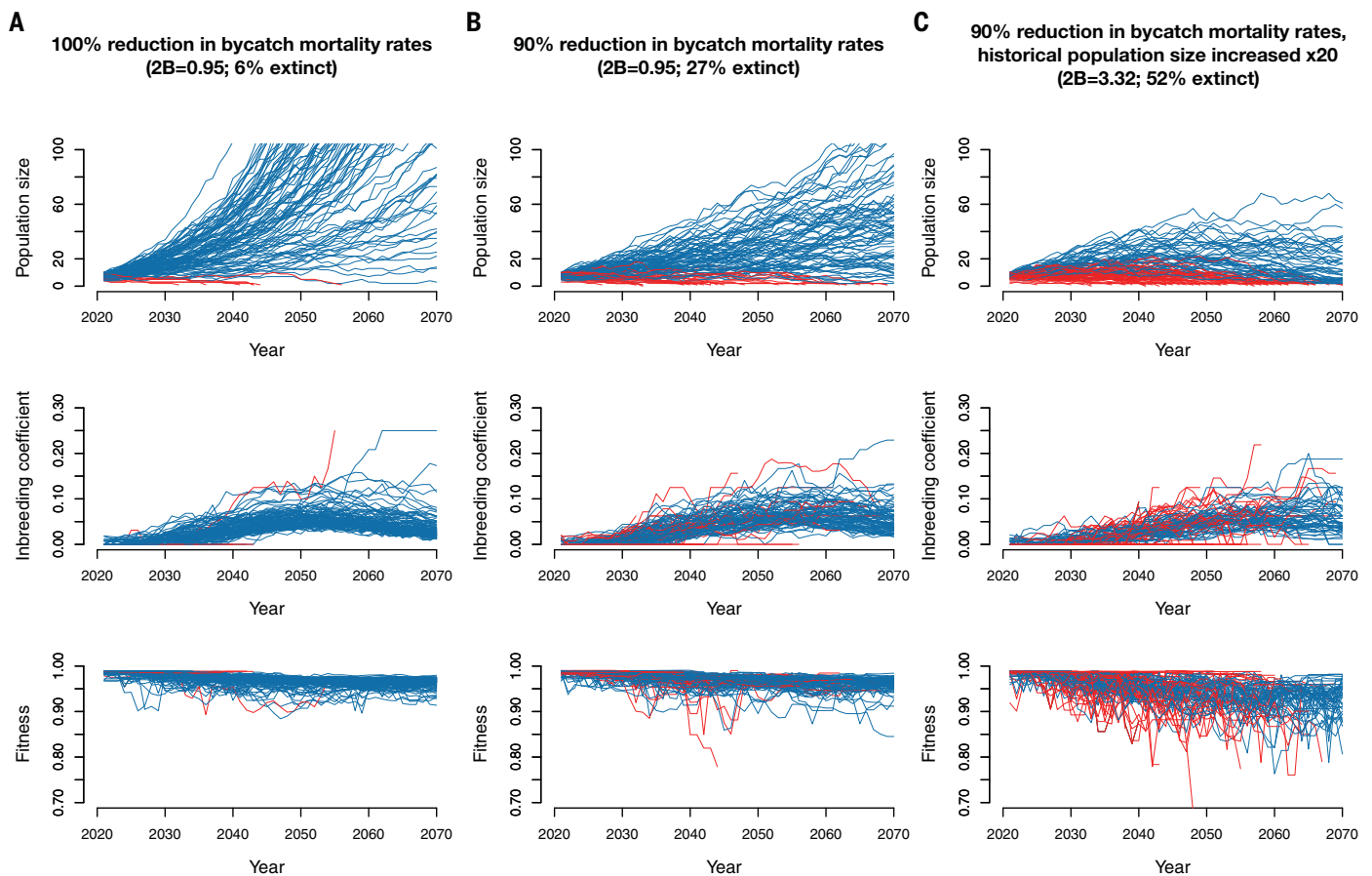


Fig. 4. Simulation trajectories under various recovery scenarios. (A) Simulation trajectories under empirically inferred historical demographic parameters assuming a reduction in bycatch mortality of 100%. (B) Simulation trajectories with bycatch mortality rate decreased by only 90%. (C) Simulation

trajectories with historical population size increased by 20 \times and assuming a decrease in bycatch mortality of 90%. For all simulations shown here, we assumed a population size threshold of 10 individuals. Replicates that went extinct are colored red, and replicates that persisted are colored blue.

To quantify the inbreeding load in our model, we estimated the number of diploid lethal equivalents ($2B$), which characterizes the rate at which fitness is lost with increasing levels of inbreeding (2, 23). Typically, inbreeding load is quantified by comparing estimates of individual fitness and inbreeding in natural populations (2, 24); however, such data do not exist for most species, including the vaquita. Under our simulation parameters, we estimate an inbreeding load of $2B = 0.95$ in vaquitas (table S6), which is substantially lower than the median empirical estimate for mammals of 3.1 (24), likely because of the vaquita's relatively small historical N_e . Nevertheless, simulations that exclude deleterious mutations result in a substantially lower extinction rate (Fig. 3B), which confirms that inbreeding depression affects recovery potential in our model.

To further explore how the inbreeding load in our model depends on historical demography, we ran simulations with the historical N_e increased by 20 \times . We found an increased extinction rate of 52%, compared with 27%

with our empirical population size parameters, with minimal recovery for replicates that persisted (mean of 16.2 individuals in 2070, SD = 14.5; Fig. 4C). Additionally, with this larger historical N_e , we observe a greatly increased inbreeding load of $2B = 3.32$ (fig. S20 and table S6). These findings further demonstrate the importance of the vaquita's natural rarity as a factor underlying their low inbreeding load and increased potential for recovery.

Given the uncertainty in many of our model parameters, we conducted sensitivity analyses varying the calving interval, mutation rate, distribution of dominance and selection coefficients, and target size for deleterious mutations (5). Although these factors influence extinction probabilities, recovery remains the likely outcome (>50% probability) in nearly all cases when assuming a threshold population size of 10 and a 90% reduction of bycatch mortality (fig. S21 and table S6). Two notable exceptions to this are for models with a higher mutation rate, where we observed a 55% extinction rate compared with 27% in our base

model, and for models with a decreased calving interval, where we also observed a 55% extinction rate (fig. S21 and table S6). Thus, although uncertainty exists in our projections, the overall conclusion that recovery is possible if bycatch is greatly reduced remains robust to our model assumptions. Finally, we note that our simulations do not consider factors such as reduced adaptive potential or increased susceptibility to disease caused by low genetic variability, which may affect future persistence. Vaquitas have survived with low diversity for tens of thousands of years and have endured environmental changes in the past (12), which suggests that these factors alone do not doom the species to extinction. Conceivably, low diversity in the vaquita may limit the species' capacity to adapt to increasing global change over the long term, but this risk is challenging to quantify and should not preclude recovery efforts in the short term.

Our results suggest that there is a high potential for vaquita recovery in the absence of gillnet mortality, refuting the view that the species is doomed to extinction by genetic

factors. Our approach leverages genomic data and methodology to forecast population viability and extinction risk, which enables a more nuanced assessment of the threat of genetic factors to persistence. The key aspect of the vaquita that our analysis reveals is that its historical population size was large enough to prevent the fixation of all but weakly deleterious alleles and small enough to reduce the inbreeding load from recessive, strongly deleterious mutations. Numerous other examples of species rebounding from bottlenecks of a similar magnitude to that of the vaquita have been documented (1). For example, many parallels exist between the vaquita and Channel Island foxes, which similarly have exceptionally low genetic diversity, yet were able to rebound from severe recent bottlenecks without apparent signs of inbreeding depression (25). Together, these examples challenge the assumption that populations that have experienced catastrophic declines are genetically doomed and provide hope for the recovery of endangered species that are naturally rare. Finally, our analysis demonstrates the potential for genomics-informed population viability modeling, which may have widespread applications given the increasing feasibility of genomic sequencing for non-model species amid a worsening extinction crisis (26).

REFERENCES AND NOTES

1. D. A. Wiedenfeld *et al.*, *Conserv. Biol.* **35**, 1388–1395 (2021).
2. L. F. Keller, D. M. Waller, *Trends Ecol. Evol.* **17**, 230–241 (2002).
3. D. Charlesworth, J. H. Willis, *Nat. Rev. Genet.* **10**, 783–796 (2009).
4. A. M. Jaramillo-Legorreta *et al.*, *R. Soc. Open Sci.* **6**, 190598 (2019).
5. The materials and methods and supplementary text are available as supplementary materials.
6. M. A. Cisneros-Mata, J. A. Delgado, D. Rodríguez-Félix, *Rev. Biol. Trop.* **69**, 588–600 (2021).
7. B. L. Taylor, L. Rojas-Bracho, *Mar. Mamm. Sci.* **15**, 1004–1028 (1999).
8. C. Sonne, P. Diaz-Jaimes, D. H. Adams, *Science* **373**, 863–864 (2021).
9. B. W. Brook *et al.*, *Nature* **404**, 385–387 (2000).
10. F. W. Allendorf, P. A. Hohenlohe, G. Luikart, *Nat. Rev. Genet.* **11**, 697–709 (2010).
11. H. A. Lewin *et al.*, *Proc. Natl. Acad. Sci. U.S.A.* **115**, 4325–4333 (2018).
12. P. A. Morin *et al.*, *Mol. Ecol. Resour.* **21**, 1008–1020 (2021).
13. B. L. Taylor, S. J. Chivers, J. Larese, W. F. Perrin, “Generation length and percent mature estimates for IUCN assessments of cetaceans” (Southwest Fisheries Science Center, Administrative Report LJ-07-01, 2007).
14. M. Lynch, I. J. Conery, R. Burger, *Am. Nat.* **146**, 489–518 (1995).
15. M. Kimura, T. Maruyama, J. F. Crow, *Genetics* **48**, 1303–1312 (1963).
16. P. C. Ng, S. Henikoff, *Genome Res.* **11**, 863–874 (2001).
17. B. L. Taylor *et al.*, *Mar. Mamm. Sci.* **35**, 1603–1612 (2019).
18. F. Gulland *et al.*, *Vet. Rec.* **187**, e51 (2020).
19. C. C. Kyriazis, R. K. Wayne, K. E. Lohmueller, *Evol. Lett.* **5**, 33–47 (2021).
20. S. Glémin, *Evolution* **57**, 2678–2687 (2003).
21. B. C. Haller, P. W. Messer, *Mol. Biol. Evol.* **36**, 632–637 (2019).
22. A. R. McCune *et al.*, *Science* **296**, 2398–2401 (2002).
23. N. E. Morton, J. F. Crow, H. J. Muller, *Proc. Natl. Acad. Sci. U.S.A.* **42**, 855–863 (1956).
24. K. Ralls, J. D. Ballou, A. Templeton, *Conserv. Biol.* **2**, 185–193 (1988).
25. J. A. Robinson, C. Brown, B. Y. Kim, K. E. Lohmueller, R. K. Wayne, *Curr. Biol.* **28**, 3487–3494.e4 (2018).
26. G. Ceballos, P. R. Ehrlich, P. H. Raven, *Proc. Natl. Acad. Sci. U.S.A.* **117**, 13596–13602 (2020).
27. J. Robinson, S. Nigenda, A. Beichman, jarobin/vaquitagenomics2022: v1, version v1, Zenodo (2022); <https://doi.org/10.5281/zenodo.6303135>.
28. C. C. Kyriazis, ckyriazis/vaquita_simulations, Zenodo (2022); <https://doi.org/10.5281/zenodo.6308771>.

ACKNOWLEDGMENTS

We thank the CanSeq150 project for use of the long-finned pilot whale and Pacific white-sided dolphin genomes. Y. Bukhman generously provided early access to the blue whale genome. We thank J. Mah, P. Nuñez, and M. Lin for providing scripts; B. Haller for assistance with simulations; and K. Harris for advice on the inference of selection coefficients. We thank the Southwest Fisheries Science Center’s Marine Mammal and Sea Turtle Research Collection for use of archival vaquita tissue samples. All samples were imported to the US under appropriate CITES and US Marine Mammal Protection Act permits. **Funding:** We thank F. Gulland, The Marine Mammal Center, and NOAA Fisheries for funding genome resequencing. C.C.K. and K.E.L. were supported by National Institutes of Health (NIH) grant R35GM119856 (to K.E.L.). A.C.B. was supported by the Biological Mechanisms of Healthy Aging Training Program, NIH T32AG066574. S.F.N.-M. was supported by the Mexican National Council for Science and Technology (CONACYT) postdoctoral fellowship 724094 and the Mexican Secretariat of Agriculture and Rural Development postdoctoral fellowship. **Author contributions:** P.A.M., B.L.T., K.E.L., J.A.R., and C.C.K. designed the study. P.A.M., M.C.F., L.R.-B., and B.L.T. obtained funding. P.A.M., B.L.T., and L.R.-B. obtained samples. K.M.R. performed DNA extractions and library preparations. A.C.B., S.F.N.-M., J.A.R., and C.C.K. performed analyses. J.A.R. and C.C.K. wrote the manuscript with input from all authors. P.A.M., B.L.T., K.E.L., and R.K.W. supervised the work. **Competing interests:** The authors declare no competing interests. **Data and materials availability:** Vaquita raw sequence reads have been deposited in the Sequence Read Archive (SRA) under BioProject PRJNA751981 (see table S1 for details). Accession information for publicly available cetacean genomes is provided in table S5. Scripts used for sequence data processing and analysis (27) and scripts for simulations (28) are available on Zenodo.

SUPPLEMENTARY MATERIALS

[science.org/doi/10.1126/science.abm1742](https://doi.org/10.1126/science.abm1742)
Materials and Methods
Supplementary Text
Figs. S1 to S21
Tables S1 to S6
References (29–106)
MDAR Reproducibility Checklist

[View/request a protocol for this paper from Bio-protocol.](#)

Submitted 31 August 2021; accepted 2 March 2022
10.1126/science.abm1742

The critically endangered vaquita is not doomed to extinction by inbreeding depression

Jacqueline A. RobinsonChristopher C. KyriazisSergio F. Nigenda-MoralesAnnabel C. BeichmanLorenzo Rojas-BrachoKelly M. RobertsonMichael C. FontaineRobert K. WayneKirk E. LohmuellerBarbara L. TaylorPhillip A. Morin

Science, 376 (6593),

Population size and risk of extinction

The vaquita porpoise is one of the most endangered animals in the world, with only an estimated 10 individuals remaining. To determine the risk of extinction caused by inbreeding depression, Robinson *et al.* sequenced and examined 20 vaquita genomes to determine their heterozygosity and ancestral population size (see the Perspective by Grueber and Sunnucks). The authors determined that the long-term population size of vaquitas has been low for a marine mammal, with approximately 1000 years of stable genomic diversity. Genomic comparisons with other cetacean species and modeling indicated that vaquitas are unlikely to suffer from inbreeding depression. Therefore, if the risk of bycatch mortality caused by fishermen can be eliminated, then there is a chance that this species will not go extinct. —LMZ

View the article online

<https://www.science.org/doi/10.1126/science.abm1742>

Permissions

<https://www.science.org/help/reprints-and-permissions>

Use of this article is subject to the [Terms of service](#)

Science (ISSN) is published by the American Association for the Advancement of Science. 1200 New York Avenue NW, Washington, DC 20005. The title *Science* is a registered trademark of AAAS.

Copyright © 2022 The Authors, some rights reserved; exclusive licensee American Association for the Advancement of Science. No claim to original U.S. Government Works